





# Scottish Open





Sat/Sun 27/28th September 2008

## Group Stages




### Round Robin Matches (60 minutes duration)

	GROUP 1	P.Mumford	B.Bousfield	M.Williams	J.Burke	Wins	For	Against	Diff	Position
1	 Phil Mumford		434 (67,72,129)	400	509 (186,105,57)	3	1343	431	912	<b>1st</b>
2	 Billy Bousfield	213 (73)		368 (78,51,57)	349 (85,58,54)	2	930	656	274	<b>2nd</b>
3	 Michael Williams	144	133		166	0	443	957	-514	4th
4	 Jim Burke	74	89	189		1	352	1024	-672	3rd





Qualifiers: **Phil Mumford, Billy Bousfield.**

	GROUP 2	P.Dunning	N.Whaley	R.Bacon	C.Hossack	Wins	For	Against	Diff	Position
1	 Paul Dunning		282	224	256 (58)	3	762	403	359	<b>1st</b>
2	 Norman Whaley	132		135	189	1	456	648	-192	3rd
3	 Roy Bacon	135	225 (54)		219	2	579	494	85	<b>2nd</b>
4	 Calum Hossack	136	141	134		0	411	664	-253	4th





Qualifiers: **Paul Dunning, Roy Bacon.**

	GROUP 3	R.Hall	B.Moffatt	J.Barker	Bye	Wins	For	Against	Diff	Position
1	 Rob Hall		357	344 (63,52)	-	2	701	349	352	<b>1st</b>
2	 Brian Moffatt	191		255	-	1	442	578	-136	<b>2nd</b>
3	 Jamie Barker	158	221		-	0	379	599	-220	3rd
4	Bye	-	-	-		-	-	-	-	-




Qualifiers: **Rob Hall, Brian Moffatt.**

	GROUP 4	C.Taylor	G.Heys	J.Moore	R.Smith	Wins	For	Against	Diff	Position
1	 Chris Taylor		215	194	287	2	696	454	242	<b>2nd</b>
2	 Guy Heys	118		199	189	1	516	559	-43	3rd
3	 Jamie Moore	239 (52,72)	232		371	2	842	478	364	<b>1st</b>
4	 Roy Smith	97	112	85		0	294	847	-553	4th





Qualifiers: **Jamie Moore, Chris Taylor.**

GROUP 5		M.Sutton	R.Chapman	P.Welham	R.Davies	Wins	For	Against	Diff	Position
1		Matthew Sutton	217 (67)	260 (89)	273	3	750	454	296	<b>1st</b>
2		Roxton Chapman	215 (53,62)	288	345 (79,55,59)	2	848	505	343	<b>2nd</b>
3		Phillip Welham	178	127	455 (58,107,52)	1	760	620	140	3rd
4		Roger Davies	61	61	72	0	194	1073	-879	4th

**Qualifiers: Matthew Sutton, Roxton Chapman.**





GROUP 6		J.Hartley	B.French	R.McCrum	Bye	Wins	For	Against	Diff	Position
1		John Hartley	186	267 (53)	-	1	453	410	43	<b>2nd</b>
2		Bem French	237	285 (60)	-	2	522	304	218	<b>1st</b>
3		Robert McCrum	173	118	-	0	291	552	-261	3rd
4		Bye	-	-	-	-	-	-	-	-

**Qualifiers: Bem French, John Hartley.**

GROUP 7		G.Norman	D.Sneddon	C.W.Steiner	S.Baillie	Wins	For	Against	Diff	Position
1		Gary Norman	179	205	w/o	1	384	525	-141	<b>2nd</b>
2		David Sneddon	403 (62,57,53,60,51)	329 (88 unf)	w/o	2	732	287	445	<b>1st</b>
3		Carl W Steiner	122	109	w/o	0	231	534	-303	3rd
4		Stevie Baillie	-	-	-	-	-	-	-	4th

Note: Stevie Baillie withdrew before the commencement of the tournament.

**Qualifiers: David Sneddon, Gary Norman.**

GROUP 8		M.Wright	R.Agnev	A.McAnally	P.Davis	Wins	For	Against	Diff	Position
1		Michael Wright	232	215	152	2	599	513	86	<b>2nd</b>
2		Ron Agnev	151	220	78	1	449	651	-202	3rd
3		Aonghus McAnally	161	166	146	0	473	651	-178	4th
4		Phil Davis	201	253 (102)	244 (62)	3	698	376	322	<b>1st</b>

**Qualifiers: Phil Davis, Michael Wright.**

**Last 16 Knockout - (90 Minutes) - Saturday 27th September 2008.**

Gary Norman	167	✓	528 (69,69,100)	Matthew Sutton
Michael Wright	232	✓	348	Bem French
Jamie Moore	389 (59,58,55)	✓	552 (68,72,172)	Phil Mumford
Roy Bacon	389	✓	228	Brian Moffatt
Chris Taylor	244	✓	519	Billy Bousfield
Phil Davis	314	✓	(92,116,138,52)	John Hartley
Roxton Chapman	522 (122)	✓	363	Rob Hall
Paul Dunning	281 (91,65)	✓	248	David Sneddon
			404 (51,64)	

**Quarter Finals - (90 Minutes) - Sunday 28th September 2008.**

Matthew Sutton	430 (56,72)	✓	159	Bem French
Phil Mumford	586 (67,80,55,116)	✓	254 (54)	Roy Bacon
Billy Bousfield	378 (66,82)	✓	302 (78)	John Hartley
Roxton Chapman	743	✓	112 (53)	David Sneddon
	(276,73,78,151)			

**Semi Finals - (90 Minutes)**

Matthew Sutton	414 (128)	✓	184	Phil Mumford
Billy Bousfield	217 (73)	✓	489 (93,154,81)	Roxton Chapman

**Final - (90 Minutes)**

Roxton Chapman	483 (50,223,101)	✓	237 (62,79)	Matthew Sutton
----------------	------------------	---	-------------	----------------

Referee:  Michael Wright

## PLATE COMPETITION

### Last 16 - 200 UP

Jim Burke	146	V	200	Roger Davies
Roy Smith	138	V	200	Ron Agnew
Norman Whaley	w/o	V	-	Bye
Carl W Steiner	w/o	V	-	Bye
Jamie Barker	w/o	V	-	Stevie Baillie
Calum Hossack	156	V	200	Robert McCrum
Guy Heys	200 (51)	V	131	Aonghus McAnally
Michael Williams	69	V	200 (94)	Phillip Welham

### Quarter Finals - 200 UP

Roger Davies	120	V	200	Ron Agnew
Norman Whaley	200	V	139	Carl W Steiner
Jamie Barker	106	V	200	Robert McCrum
Guy Heys	139	V	200	Phillip Welham

### Semi Finals - 200 UP

Ron Agnew	114	V	200 (57)	Norman Whaley
Robert McCrum	52	V	200 (54,75)	Phillip Welham

### Final - 200 UP

Phillip Welham	200 (111 unf)	V	92	Norman Whaley
----------------	---------------	---	----	---------------

#### **Tournament Director:**

 Clive Scott

**Prize Fund:** £1,400.

Distribution:

Winner - £450 (Roxton Chapman).

Runner-up - £200 (Matthew Sutton).

Losing Semi-Finalists - £100 (Phil Mumford, Billy Bousfield).

Losing Quarter Finalists - £50 each (Bem French, Roy Bacon, John Hartley, David Sneddon).

Last 16 losers - £25 each (Gary Norman, Michael Wright, Jamie Moore, Brian Moffatt, Chris Taylor, Phil Davis, Rob Hall, Paul Dunning).

Highest Break - £50 (Roxton Chapman).

Plate winner - £60 (Phillip Welham).

Plate runner-up - £30 (Norman Whaley).

Plate highest break - £10 (Phillip Welham).