





Polish Open





Saturday 24th & Sunday 25th January 2009.

Group Stages





Round Robin Matches (60 minutes duration)

| | GROUP 1 | P.Mumford | J.Barker | M.Williams | P.Stegmeier | Wins | For | Against | Diff | Position |
|---|---|-----------|----------|------------|-------------|------|-----|---------|------|------------|
| 1 |  Phil Mumford | | 323 (56) | 284 (98) | 385 (82,96) | 3 | 992 | 523 | 469 | 1st |
| 2 |  Jamie Barker | 209 | | 221 | 291 (51) | 2 | 721 | 678 | 43 | 2nd |
| 3 |  Michael Williams | 164 | 217 | | 304 | 1 | 685 | 611 | 74 | 3rd |
| 4 |  Patrick Stegmeier | 150 | 138 | 106 | | 0 | 394 | 980 | -586 | 4th |





Qualifiers: Phil Mumford, Jamie Barker.

| | GROUP 2 | M.Goodwill | P.Davis | M.Oakes | S.Palus | Wins | For | Against | Diff | Position |
|---|---|------------|----------|-------------------|---------|------|------|---------|------|------------|
| 1 |  Martin Goodwill | | 299 (84) | 561 (81,74,78,72) | 429 | 3 | 1289 | 263 | 1026 | 1st |
| 2 |  Phil Davis | 102 | | 260 | 280 | 2 | 542 | 470 | 72 | 2nd |
| 3 |  Mel Oakes | 59 | 81 | | 188 | 1 | 328 | 990 | -662 | 3rd |
| 4 |  Sebastian Palus | 102 | 90 | 169 | | 0 | 261 | 897 | -636 | 4th |





Qualifiers: Martin Goodwill, Phil Davis.

| | GROUP 3 | R.Hall | G.Heys | K.Pilarski | C.W.Steiner | Wins | For | Against | Diff | Position |
|---|--|--------|-------------|-----------------|-------------|------|------|---------|------|------------|
| 1 |  Rob Hall | | 318 (79,57) | 481 (59,78,135) | 418 (124) | 3 | 1136 | 232 | 904 | 1st |
| 2 |  Guy Heys | 179 | | 196 | 162 | 2 | 537 | 638 | -101 | 2nd |
| 3 |  Kamil Pilarski | 53 | 188 | | 141 | 0 | 382 | 827 | -445 | 4th |
| 4 |  Carl W Steiner | 92 | 132 | 150 | | 1 | 374 | 721 | -347 | 3rd |





Qualifiers: Rob Hall, Guy Heys.

| | GROUP 4 | P.Dunning | B.Bousfield | S.Lock | P.Murat | Wins | For | Against | Diff | Position |
|---|---|-----------|-------------|--------|----------|------|-----|---------|------|------------|
| 1 |  Paul Dunning | | - | 240 | 327 (52) | 2 | 567 | 252 | 315 | 1st |
| 2 |  Billy Bousfield | - | | - | - | - | - | - | - | - |
| 3 |  Steve Lock | 135 | - | | 212 | 1 | 347 | 240 | -105 | 2nd |
| 4 |  Piotr Murat | 117 | - | 118 | | 0 | 235 | 539 | -204 | 3rd |


Qualifiers: Paul Dunning, Steve Lock. Note: Billy Bousfield withdrew due to illness before the start of the tournament.

| | GROUP 5 | M.Sutton | M.Slomanowski | J.Auchterlonie | J.Kalinowski | Wins | For | Against | Diff | Position |
|---|---|----------|----------------|----------------|---------------|------|------|---------|------|------------|
| 1 |  Matthew Sutton | | 300 | 238 (65) | 471 (192,133) | 3 | 1009 | 250 | 759 | 1st |
| 2 |  Marek Slomanowski | 40 | | 51 | 143 | 1 | 234 | 747 | -513 | 3rd |
| 3 |  John Auchterlonie | 167 (57) | 320 (55,88unf) | | 248 | 2 | 735 | 360 | 375 | 2nd |
| 4 |  Jaroslaw Kalinowski | 43 | 127 | 71 | | 0 | 241 | 882 | -641 | 4th |





Qualifiers: Matthew Sutton & John Auchterlonie Note: Marek Slomanowski replaced Geet Sethi prior to the start of the tournament.

| GROUP 6 | | J.Hartley | P.Welham | G.Blythman | P.Pietrzkowski | Wins | For | Against | Diff | Position |
|---------|--|-----------|----------|------------|----------------|------|-----|---------|-------------|------------|
| 1 |  John Hartley | | 328 (51) | - | 292 | 2 | 620 | 304 | 316 | 1st |
| 2 |  Phillip Welham | 160 | | - | 518 (56,100) | 1 | 678 | 390 | 288 | 2nd |
| 3 |  Glen Blythman | - | - | | - | - | - | - | - | - |
| 4 |  Przemek Pietrzkowski | 144 | 62 | - | | 0 | 206 | 910 | -704 | 3rd |

Qualifiers: John Hartley, Phillip Welham. Note: Glen Blythman withdrew prior to the start of the tournament.

| GROUP 7 | | C.Taylor | D.Sneddon | M.Lahey | T.Wrotny | Wins | For | Against | Diff | Position |
|---------|---|----------|-----------|---------|----------|------|-----|---------|-------------|------------|
| 1 |  Chris Taylor | | - | 230 | 269 | 2 | 499 | 257 | 142 | 1st |
| 2 |  David Sneddon | - | | - | - | - | - | - | - | - |
| 3 |  Mick Lahey | 171 | - | | 177 | 0 | 348 | 415 | -67 | 3rd |
| 4 |  Tomasz Wrotny | 86 | - | 185 | | 1 | 271 | 446 | -175 | 2nd |

Qualifiers: Chris Taylor, Tomasz Wrotny Note: David Sneddon was scratched from the tournament due to non attendance.

| GROUP 8 | | R.Chapman | G.Norman | A.McAnally | M.Zubryzcki | Wins | For | Against | Diff | Position |
|---------|--|-----------|--------------------------|----------------|-------------|------|------|---------|-------------|------------|
| 1 |  Roxton Chapman | | 403 (200 ,68unf) | 375 (77,80,62) | 322 (86) | 3 | 1100 | 354 | 746 | 1st |
| 2 |  Gary Norman | 96 | | 260 | 341 (61) | 2 | 697 | 754 | -57 | 2nd |
| 3 |  Aonghus McAnally | 90 | 198 | | 235 | 1 | 523 | 820 | -297 | 3rd |
| 4 |  Marek Zubryzcki | 168 | 153 | 185 | | 0 | 506 | 898 | -393 | 4th |

Qualifiers: Roxton Chapman, Gary Norman

Last 16 Knockout - (90 Minutes) - Sunday 25th January 2009

| | | | | |
|----------------|-----------------|---|----------------------|-------------------|
| Matthew Sutton | 569 (64,196) | ✓ | 159 | Phil Mumford |
| Jamie Barker | 303 | ✓ | 298 (54) | Gary Norman |
| | | ✓ | 725 | Martin Goodwill |
| Steve Lock | 101 | | (51,98,57,72,75,114) | |
| Phillip Welham | 509 (50,59) | ✓ | 186 (53) | Phil Davis |
| Paul Dunning | 342 | ✓ | 231 | John Auchterlonie |
| Tomasz Wrotny | 162 | ✓ | 643 (78,55,67) | Rob Hall |
| Chris Taylor | 269 | ✓ | 340 (50) | John Hartey |
| Roxton Chapman | 499 (84,106,55) | ✓ | 123 | Guy Heys |

Quarter Finals - (90 Minutes)

| | | | | |
|-----------------|-------------------|---|-----------|----------------|
| Matthew Sutton | 510 (181 unf) | V | 155 | Jamie Barker |
| Martin Goodwill | 640 (237,81,51) | V | 270 (85) | Phillip Welham |
| Paul Dunning | 342 (83) | V | 297 (63) | Rob Hall |
| John Hartley | 533 (72,61,98,77) | V | 220 (121) | Roxton Chapman |

Semi Finals - (90 Minutes)

| | | | | |
|----------------|-------------|---|-----|-----------------|
| Matthew Sutton | 354 (76,51) | V | 200 | Martin Goodwill |
| Paul Dunning | 349 | V | 310 | John Hartley |

Final - (90 Minutes)

| | | | | |
|----------------|---------------|---|-----|--------------|
| Matthew Sutton | 493 (104,120) | V | 151 | Paul Dunning |
|----------------|---------------|---|-----|--------------|

Referee:  Mike Billinge

Match averages: Matthew Sutton - 25.95, Paul Dunning 7.95.

PLATE COMPETITION

Last 16 - (200 UP) - Sunday 25th January 2009

| | | | | |
|-------------------|-----|---|-----|-----------------------|
| Michael Williams | 201 | V | 81 | Jaroslav Kalinowski |
| Mel Oakes | - | V | - | W/O |
| Carl W Steiner | - | V | - | W/O |
| Piotr Murat | 86 | V | 205 | Marek Zubryzcki |
| Patrick Stegmeier | 200 | V | 140 | Marek Słomanowski |
| Sebastian Palus | 166 | V | 200 | Przemek Pietrzykowski |
| Kamil Pilarski | 200 | V | 198 | Mick Lakey |
| Aonghus McAnally | - | V | - | W/O |

Quarter Finals - (200 UP)

| | | | | |
|-------------------|-----|---|-----|-----------------------|
| Michael Williams | 200 | V | 115 | Mel Oakes |
| Carl W Steiner | 194 | V | 200 | Marek Zubryzcki |
| Patrick Stegmeier | 200 | V | 172 | Przemek Pietrzykowski |
| Kamil Pilarski | 156 | V | 200 | Aonghus McAnally |

Semi Finals - (200 UP)

| | | | | |
|-------------------|-----|---|-----|------------------|
| Michael Williams | 200 | V | 114 | Marek Zubryzcki |
| Patrick Stegmeier | 200 | V | 188 | Aonghus McAnally |

Final - (200 UP)


| | | | | |
|------------------|-----|---|-----|-------------------|
| Michael Williams | 200 | V | 140 | Patrick Stegmeier |
|------------------|-----|---|-----|-------------------|

Tournament Director:

 Clive Scott

Referees:

 Mike Billinge

 Vic Hartley

Prize Fund: £1,400

Distribution:

Winner - £450 Matthew Sutton.

Runner-up - £200 Paul Dunning.

Losing Semi-Finalists - £100 each, Martin Goodwill, John Hartley.

Losing Quarter Finalists - £50 each, Jamie Barker, Phillip Welham, Rob Hall, Roxton Chapman.

Last 16 losers - £25 each, Phil Mumford, Gary Norman, Steve Lock, Phil Davis, John Auchterlonie, Tomasz Wrotny, Chris Taylor, Guy Heys.

Highest Break - £50 Martin Goodwill (237).

Plate Winner - £60 Michael Williams.

Plate Runner-up - £30 Patrick Stegmeier.

Plate Highest Break - £10 Aonghus McAnally.