











European Open

Thursday 9th & Friday 10th June 2009






Round Robin Matches (90 minutes duration).

	GROUP 1	G.Sethi	P.Davis	R.Bacon	M.Van Herk	R.Vuurstaek	Wins	For	Against	Diff	Position
1	 Geet Sethi		453 (55,90,91)	648 (89,61,64,161,54)	673 (238)	628 (125,74)	4	2402	873	1529	1st
2	 Phil Davis	242		303 (50,57)	239	339	3	1123	1014	109	2nd
3	 Roy Bacon	172	187 (52)		357	382 (56)	2	1098	1288	-190	3rd
4	 Mario Van Herk	223	182	152		333	1	890	1463	-573	4th
5	 Rudi Vuurstaek	236	192	185	194		0	807	1682	-875	5th






Qualifiers: Geet Sethi, Phil Davis.

	GROUP 2	M.Goodwill	D.Sneddon	B.Moffatt	P.Stegmeier	M.Wright	Wins	For	Against	Diff	Position
1	 Martin Goodwill		623	707 (56,81,124,50,86)	725 (141,78,59,72)	695	4	2750	637	2113	1st
2	 David Sneddon	119		586 (55,57,59,73)	503 (75,58)	510 (69,65,80)	3	1718	1432	286	2nd
3	 Brian Moffatt	185	342		289	290	1	1106	1922	-816	4th
4	 Patrick Stegmeier	139	225	274 (59)		284	0	922	1825	-903	5th
5	 Michael Wright	194	242	355	308		2	1099	1779	-680	3rd

Qualifiers: Martin Goodwill, David Sneddon.

	GROUP 3	D.Sitwala	P.Mumford	G.Heys	W.Kunz	M.Spoormans	Wins	For	Against	Diff	Position
1	 Dhruv Sitwala		474	703 (309,170)	693 (131,143,138)	417 (53,69,88)	4	2287	857	1430	1st
2	 Phil Mumford	296 (69,59)		426	723 (88,54,81,119,77,51)	567 (115,77)	3	2012	1063	949	2nd
3	 Guy Heys	164	274 (55)		387 (61)	156	1	981	1755	-774	4th
4	 Walter Kunz	74	79	108		82	0	343	2285	-1938	5th
5	 Martin Spoormans	323 (51,123)	236	518 (52,62)	478 (63)		2	1555	1222	333	3rd

Qualifiers: Dhruv Sitwala, Phil Mumford.

	GROUP 4	D.Joshi	M.Sutton	R.Agnew	C.W.Steiner	L.de Meyer	Wins	For	Against	Diff	Position
1	 Devendra Joshi		464 (104,68,68)	905 (90,95,200,83,86,55)	756 (65,54,223)	737 (56,86,177)	4	2862	722	2140	1st
2	 Matthew Sutton	280 (68,68)		376 (78)	602 (169,75,56,72)	553 (119)	3	1811	899	912	2nd
3	 Ron Agnew	94	168		283	295	1	840	1856	-1016	4th
4	 Carl W Steiner	140	135	264		245	0	784	1896	-1112	5th
5	 Ludo de Meyer	208	132	311	255		2	906	1830	-924	3rd

Qualifiers: Devendra Joshi, Matthew Sutton.

Quarter Finals - (120 Minutes) - Friday 10th June 2009

Devendra Joshi	815 (51,60,243,59,176.53)	V	403 (59,74,60)	David Sneddon
Phil Davis	310	V	689 (52,98,173)	Dhruv Sitwala
Geet Sethi	926 (73,99,71,72,301.95)	V	329 (51,89)	Matthew Sutton
Martin Goodwill	454	V	310 (62,51)	Phil Mumford

Semi Finals - (120 Minutes) - Saturday 11th June 2009

Devendra Joshi	307 (60)	V	719 (65,89,50,53,94)	Dhruv Sitwala
Geet Sethi	419 (60)	V	486 (105,63)	Martin Goodwill

Final - (120 Minutes) - Saturday 11th June 2009

Martin Goodwill	454 (68,55,57)	V	313 (56,59)	Dhruv Sitwala
------------------------	----------------	---	-------------	----------------------

Match averages: Martin Goodwill 13.76, Dhruv Sitwala 9.48.

Referee:

Scorer:



Cliff Hazelton



Mike Billinge

PLATE COMPETITION

Preliminary Round - (60 Minutes) - Saturday 11th June 2009

Ludo de Meyer	0	V	1	Rudi Vuurstaek
Walter Kunz	0	V	1	Ron Agnew
Mario Van Herk	0	V	1	Patrick Stegmeier
Guy Heys	1	V	0	Carl W Steiner

Quarter Finals - (60 Minutes)

Rudi Vuurstaek	203	V	206	Brian Moffatt
Roy Bacon	148	V	207	Ron Agnew
Martin Spormans	-	V	w/o	Patrick Stegmeier
Michael Wright	250	V	167	Guy Heys

Semi Finals - (60 Minutes)

Brian Moffatt	304	V	132	Ron Agnew
Patrick Stegmeier	-	V	w/o	Michael Wright

Final - (90 Minutes)

Michael Wright	388	V	260	Brian Moffatt
----------------	-----	---	-----	---------------

Referee:


 Peter Cooper

 Jean-Marie de Buyl

Tournament Director:

 Clive Scott


Referees:


 Mike Billinge


 Dave Smith (Kent)

 Vic Hartley

 Peter Cooper


 Cliff Hazelton (IBSF referee / exa

 Ger Murray (EBSA referee / exa

 Gary Truscott

Trainee Referees:


 Derek Brown Wales - (Grade 3 Pass)

 Eugene O'Connor Wales - (Grade 3 Pass)


 Desi Stinson - (Grade 3 Pass)


 Nico de Vos - (Grade 3 Pass)

 Jan Scheers - (Grade 3 Pass)

 Jean-Marie de Buyl - (Grade 3 Pass)

 Koen Robaye - (Grade 3 Pass)

 Ludo de Meyer - (Grade 3 Pass)

 Steve Starkie - (Grade 3 Pass)

Prize Fund: 50 (1,925), based upon an exchange rate of 1.1.

Distribution:

Winner - (743) Martin Goodwill.

Runner-up - (330) Dhruv Sitwala.

Losing Semi-Finalists - (165) each, Geet Sethi, Devendra Joshi.

Losing Quarter Finalists - (82) each, David Sneddon, Phil Davis, Phil Mumford, Matthew Sutton.

Highest Break - (82) Dhruv Sitwala (309).

Plate winner - (66) Michael Wright.

Plate runner-up - (33) Brian Moffatt.

Plate highest break - (11) Michael Wright.