





English Open





Saturday 25th October 2008.

Group Stages





Round Robin Matches (60 minutes duration)

| | GROUP 1 | P.Mumford | G.Heys | S.Lock | R.McCrum | | Wins | For | Against | Diff | Position |
|---|--|-----------|--------------|--------------|----------|--|------|------|---------|------|------------|
| 1 |  Phil Mumford | | 432 (54,108) | 391 (124,91) | 476 | | 3 | 1299 | 211 | 1088 | 1st |
| 2 |  Guy Heys | 79 | | 314 | 240 (50) | | 2 | 633 | 664 | -31 | 2nd |
| 3 |  Steve Lock | 69 | 87 | | 162 | | 1 | 318 | 793 | -475 | 3rd |
| 4 |  Robert McCrum | 63 | 145 | 88 | | | 0 | 296 | 878 | -582 | 4th |





Qualifiers: Phil Mumford, Guy Heys.

| | GROUP 2 | P.Dunning | B.Moffatt | R.Bacon | D.Martin | | Wins | For | Against | Diff | Position |
|---|--|-----------|-----------|----------|----------|--|------|-----|---------|------|------------|
| 1 |  Paul Dunning | | 361 (77) | 273 (59) | 290 (59) | | 3 | 922 | 478 | 450 | 1st |
| 2 |  Brian Moffatt | 199 | | 193 | 216 | | 1 | 608 | 769 | -161 | 3rd |
| 3 |  Roy Bacon | 126 | 238 (52) | | 189 | | 2 | 553 | 637 | -84 | 2nd |
| 4 |  Dara Martin | 149 | 170 | 171 | | | 0 | 490 | 695 | -205 | 4th |





Qualifiers: Paul Dunning, Roy Bacon.

| | GROUP 3 | M.Sutton | B.Bousfield | P.Martin | B.Welham | | Wins | For | Against | Diff | Position |
|---|--|----------|-----------------|----------------|--------------------|--|------|------|---------|------|------------|
| 1 |  Matthew Sutton | | 177 (79,75 unf) | 192 | 386 (208) | | 2 | 755 | 566 | 189 | 2nd |
| 2 |  Billy Bousfield | 285 (54) | | 449 (90,90,56) | 426 (52,68,76) | | 3 | 1160 | 369 | 791 | 1st |
| 3 |  Phil Martin | 187 | 97 | | 286 (86) | | 1 | 570 | 779 | -209 | 3rd |
| 4 |  Bruce Welham | 94 | 95 | 138 | | | 0 | 327 | 1098 | -771 | 4th |





Qualifiers: Billy Bousfield, Matthew Sutton.

| | GROUP 4 | R.Hall | R.Agnew | M.Williams | P.Davis | | Wins | For | Against | Diff | Position |
|---|---|--------|-------------|-------------|-------------|--|------|------|---------|------|------------|
| 1 |  Rob Hall | | 415 (70,99) | 336 (54,51) | 263 (62,56) | | 3 | 1014 | 399 | 615 | 1st |
| 2 |  Ron Agnew | 124 | | 239 | 124 | | 0 | 487 | 912 | -425 | 4th |
| 3 |  Michael Williams | 146 | 262 | | 185 (57) | | 1 | 593 | 801 | -208 | 3rd |
| 4 |  Phil Davis | 129 | 235 (57) | 226 | | | 2 | 590 | 572 | 18 | 2nd |






Qualifiers: Rob Hall, Phil Davis.

| GROUP 5 | | R.Chapman | M.Goodwill | J.Moore | H.Pinner | | Wins | For | Against | Diff | Position |
|---------|--|-----------------|------------|-------------|--------------------------|--|------|-----|---------|-------------|------------|
| 1 |  Roxton Chapman | | 196 (98) | 299 (54,65) | 393 (116,60,91) | | 2 | 888 | 562 | 326 | 2nd |
| 2 |  Martin Goodwill | 266 (50,104,81) | | 237 (53,54) | 445 (54,76,55) | | 3 | 948 | 530 | 418 | 1st |
| 3 |  Jamie Moore | 140 | 192 (79) | | 431 (76, 232 ,54) | | 1 | 763 | 628 | 135 | 3rd |
| 4 |  Hugh Pinner | 156 | 142 | 92 | | | 0 | 390 | 1269 | -879 | 4th |






Qualifiers: Martin Goodwill, Roxton Chapman.

| GROUP 6 | | J.Hartley | B.French | P.Welham | C.W.Steiner | | Wins | For | Against | Diff | Position |
|---------|---|-------------|----------|----------|----------------|--|------|-----|---------|-------------|------------|
| 1 |  John Hartley | | 245 (96) | 218 | 302 | | 2 | 767 | 690 | 75 | 2nd |
| 2 |  Bem French | 211 | | 191 | 291 (52) | | 1 | 693 | 650 | 43 | 3rd |
| 3 |  Phillip Welham | 295 (69,52) | 248 | | 434 (52,73,53) | | 3 | 977 | 526 | 451 | 1st |
| 4 |  Carl W Steiner | 184 | 157 | 117 | | | 0 | 485 | 1027 | -569 | 4th |

Qualifiers: Phillip Welham, John Hartley.

| GROUP 7 | | C.Taylor | D.Sneddon | J.Barker | R.Clark | F.Laing | Wins | For | Against | Diff | Position |
|---------|--|----------|-----------|-------------------|---------|--------------------|------|------|---------|-------------|------------|
| 1 |  Chris Taylor | | 167 | 252 (61) | 216 | 228 | 2 | 863 | 871 | -8 | 3rd |
| 2 |  David Sneddon | 269 | | 433 (75,69,53,86) | 153 | 512 (71,127,57,87) | 3 | 1367 | 731 | 636 | 1st |
| 3 |  Jamie Barker | 184 | 132 | | 233 | 302 | 2 | 851 | 1082 | -231 | 4th |
| 4 |  Ryan Clark | 249 (57) | 319 | 181 | | 305 (52,54) | 3 | 1054 | 826 | -228 | 2nd |
| 5 |  Finlay Laing | 169 | 113 | 216 | 224 | | 0 | 722 | 1347 | -625 | 5th |

Qualifiers: David Sneddon, Ryan Clark.

| GROUP 8 | | G.Norman | M.Wright | P.Gilchrist | A.McAnally | B.Hoole | Wins | For | Against | Diff | Position |
|---------|---|---------------------------------|-----------------------|-------------|------------------------|-----------------------------|------|------|---------|-------------|------------|
| 1 |  Gary Norman | | 294 | 107 | 323 (52) | 309 | 3 | 1033 | 1113 | -80 | 2nd |
| 2 |  Michael Wright | 167 | | 84 | 288 | 254 | 2 | 793 | 1362 | -569 | 3rd |
| 3 |  Peter Gilchrist | 623 (106,56,90, 277) | 681 (83, 378) | | 549 (101,147,96,53) | 722 (120,168,109,180,64) | 4 | 1894 | 301 | 1593 | 1st |
| 4 |  Aonghus McAnally | 107 | 172 | 102 | | 159 | 0 | 540 | 1404 | -864 | 5th |
| 5 |  Branson Hoole | 216 | 215 | 92 | 244 | | 1 | 767 | 1444 | -677 | 4th |

Qualifiers: Peter Gilchrist, Gary Norman.

Last 16 Knockout - (90 Minutes) - Sunday 26th October 2008.

| | | | | |
|-----------------|---------------------------|---|---------------------|--------------|
| Peter Gilchrist | 629 (50,184, 285) | V | 243 (79) | Matthew |
| John Hartley | 260 (55) | V | 390 (66) | Rob Hall |
| Phil Davis | 197 (51) | V | 306 | Paul Dunning |
| Phillip Welham | 425 (56,56) | V | 337 (61) | Gary Norman |
| Billy Bousfield | 272 (76) | V | 434 (125,61,50) | Martin |
| Ryan Clark | 258 | V | 300 | Roy Bacon |
| Guy Heys | 208 | V | 617 | David |
| | | | (57.91.50.50.93.77) | Sneddon |
| Phil Mumford | 447 (89,146,100) | V | 258 (82) | Roxton |

Quarter Finals - (90 Minutes)

| | | | | |
|-----------------|-----------------------------------|---|------------------|--------------|
| Peter Gilchrist | 918 (257 ,167,110,162) | V | 224 | Rob Hall |
| Paul Dunning | 390 (52) | V | 343 (69) | Phillip |
| Martin Goodwill | 471 (80,80,102,51) | V | 315 (101,51) | Roy Bacon |
| David Sneddon | 406 (61) | V | 400 (52,153 unf) | Phil Mumford |

Semi Finals - (90 Minutes)

| | | | | |
|-----------------|-------------------------|---|------------------|--------------|
| Peter Gilchrist | 792 (192,160,121,89) | V | 267 (62) | Paul Dunning |
| Martin Goodwill | 402 (95) | V | 375 (68, 57 unf) | David |

Final - (90 Minutes)

| | | | | |
|-----------------|--|---|---------------|--------------------|
| Peter Gilchrist | 773 (50,54,119,70, 226 , 54.89) | V | 345 (120,125) | Martin Goodwill |
|-----------------|--|---|---------------|--------------------|

Referee:  Billinge Match averages: Peter Gilchrist 42.94. Martin Goodwill 18.16

Match averages: Peter Gilchrist 42.94. Martin Goodwill 18.16

PLATE COMPETITION

Last 16 - (200 UP)

| | | | | |
|------------------|-----|---|----------|----------------|
| Hugh Pinner | W/O | V | - | Carl W Steiner |
| Jamie Barker | 200 | V | 134 | Brian Moffatt |
| Aonghus McAnally | 132 | V | 200 | Phil Martin |
| Michael Williams | 200 | V | 107 | Branson Hoole |
| Ron Agnew | 48 | V | 200 | Michael |
| Bruce Welham | 90 | V | 200 | Chris Taylor |
| Dara Martin | 43 | V | 200 | Bem French |
| Robert McCrum | 97 | V | 200 (51) | Jamie Moore |

Quarter Finals - (200 UP)

| | | | | |
|----------------|-----|---|-------------|--------------|
| Hugh Pinner | 143 | V | 200 | Jamie Barker |
| Phil Martin | 171 | V | 200 | Michael |
| Michael Wright | 128 | V | 200 | Chris Taylor |
| Bem French | 36 | V | 200 (96,74) | Jamie Moore |

Semi Finals - (200 UP)

| | | | | |
|--------------|-------------|---|----------|------------------|
| Jamie Barker | 125 | V | 200 | Michael Williams |
| Chris Taylor | 200 (59,55) | V | 192 (89) | Jamie Moore |

Tournament Director:



Clive Scott (Eng).

Referees:



Mike Billinge



Dave Smith (Kent)



Vic Hartley



Peter Cooper.

Final - (200 UP)

| | | | | |
|------------------|-----|---|-----|--------------|
| Michael Williams | 200 | V | 166 | Chris Taylor |
|------------------|-----|---|-----|--------------|

Prize Fund: £1,400.

Distribution:

Winner - £450 (Peter Gilchrist).

Runner-up - £200 (Martin Goodwill).

Losing Semi-Finalists - £100 (Paul Dunning, David Sneddon).

Losing Quarter Finalists - £50 each (Rob Hall, Phillip Welham, Roy Bacon, Phil Mumford).

Last 16 losers - £25 each (Matthew Sutton, John Hartley, Phil Davis, Gary Norman, Billy Bousfield, Ryan Clark, Guy Heys, Roxton Chapman).

Highest Break - £50 (Peter Gilchrist - 378).

Plate winner - £60 (Michael Williams).

Plate runner-up - £30 (Chris Taylor).

Plate highest break - £10 (Jamie Moore - 96).